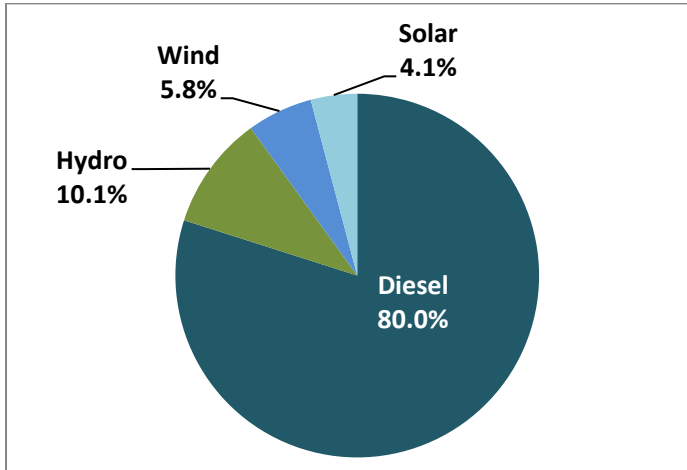


**VANUATU MONTHLY ENERGY MARKET SNAPSHOT IN
APRIL 2018**



Electricity source

The graph on the left shows the different types of energy sources used to produce electricity in Vanuatu during the month of April 2018. The main energy source was diesel combustion which contributed 80.0% of the total electricity produced. The hydro in Santo generated 10.1% of electricity whilst the Windmills at Devils point and Solar contributed 5.8% and 4.1% respectively.

Electricity generation by area

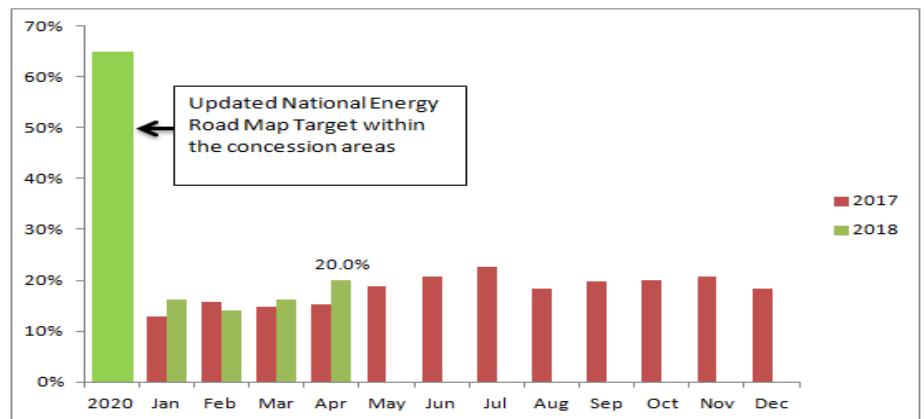
The top part of the table on the right shows the total energy production from all available energy sources and the total quantity of diesel used to generate electricity in each concession area in April 2018. The bottom part of the table reveals the respective contribution in % of the available energy generation sources in each concession area.

Apr-18	Port Vila	Luganville*	Malekula	Tanna
Total kWh Produced	5,455,878	909,416	74,378	96,339
Litres of diesel used	1,223,689	74,040	20,922	25,020
Diesel %	88.2%	26.7%	96.9%	97.0%
Copra oil %	-	-	-	-
Hydro %	-	72.8%	-	-
Wind %	7.0%	-	-	-
Solar %	4.8%	0.5%	3.1%	3.0%

*Luganville monthly data as of Feb-17 includes Port Olry micro-grid operations

Renewable Energy Generation

The graph on the right presents the % portion of electricity generated from renewable energy sources¹ during the month in Vanuatu. The 2017 renewable contributions can be compared with the year-to-date (YTD) 2018. Furthermore, it provides an overview on where Vanuatu renewable electricity generation stands in comparison to the NERM's² target.



Fuel cost index

Graph on the right discloses the fuel price index. It is not showing the price per litre of diesel but the evolution or movement of fuel price for 2017 and 2018. The index started with 100pt base in January 2016.



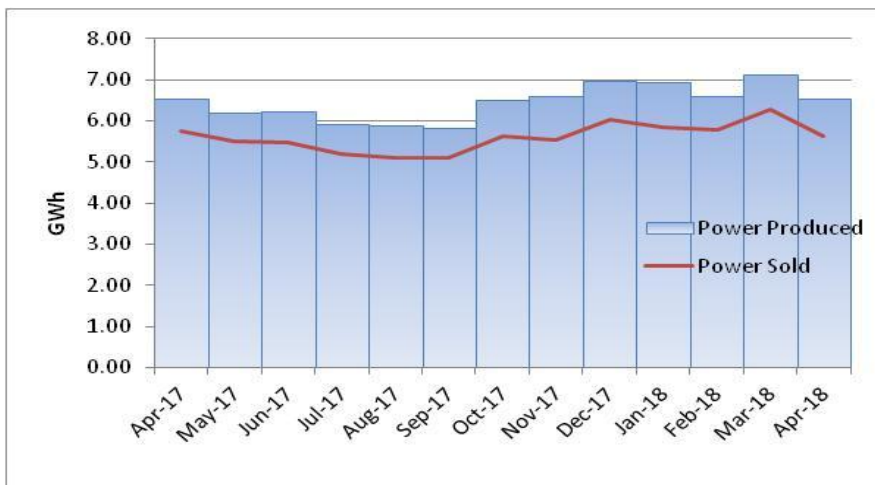
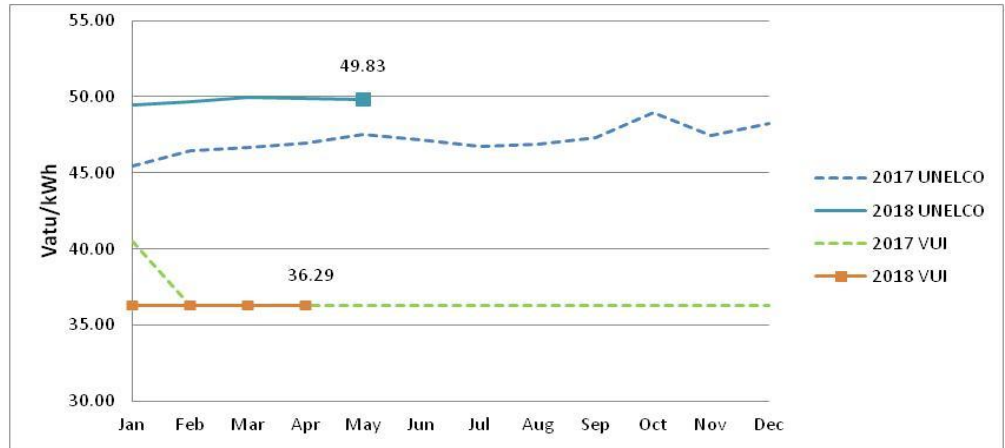
¹ Renewable sources include copra oil, hydro, solar and wind.

² Update National Energy Road Map 2016 - 2030

Electricity Price

UNELCO³ tariff for the month of May 2018 is 49.83 Vatu/kWh. VUI's⁴ applicable tariff for April is 36.29 Vatu/kWh.

UNELCO's actual operational parameters for the reporting month are utilized to compute electricity tariff for the following month while VUI's electricity tariff is adjusted on an annual basis.



Total Electricity Generated and Sold within the concession areas.

Total power produced decreased by 8.2% from preceding month and a 0.3% decrease compared to the equivalent month in previous year.

Total power sold decreased by 11.0% from prior month and a decrease of 2.4% corresponding month in 2017.

The data utilized in creating this monthly energy snapshot does not include electricity production outside of a concession agreement or MOU.



About the Utilities Regulatory Authority (URA)

The URA is the independent economic regulator for water and electricity services in Vanuatu, established by the URA Act no. 11 of 2007 with amendments.

As part of its functions, the Commission is monitoring the provision of electricity and water by utility companies and public services, promoting access and the long term interest of the customers.

Please call us if you have any question on (678) 23335 or visit our office at the Office of the Utilities Regulatory Authority, VNPF Compound, Corner Pierre Lamy & Andre Ballande Street, Port Vila, Vanuatu.

www.ura.gov.vu

The URA welcomes suggestions and feedbacks from readers of this report. Any readers desiring to seek clarity of this report are encouraged to seek clarity from the URA should they do not understand any part of this report.

³ Union Electrique du Vanuatu Limited, <<UNELCO LIMITED>>, supply electricity in Port Vila, Malekula and Tanna

⁴ Vanuatu Utilities Infrastructure, supply electricity in Luganville and Port Olry, Santo