

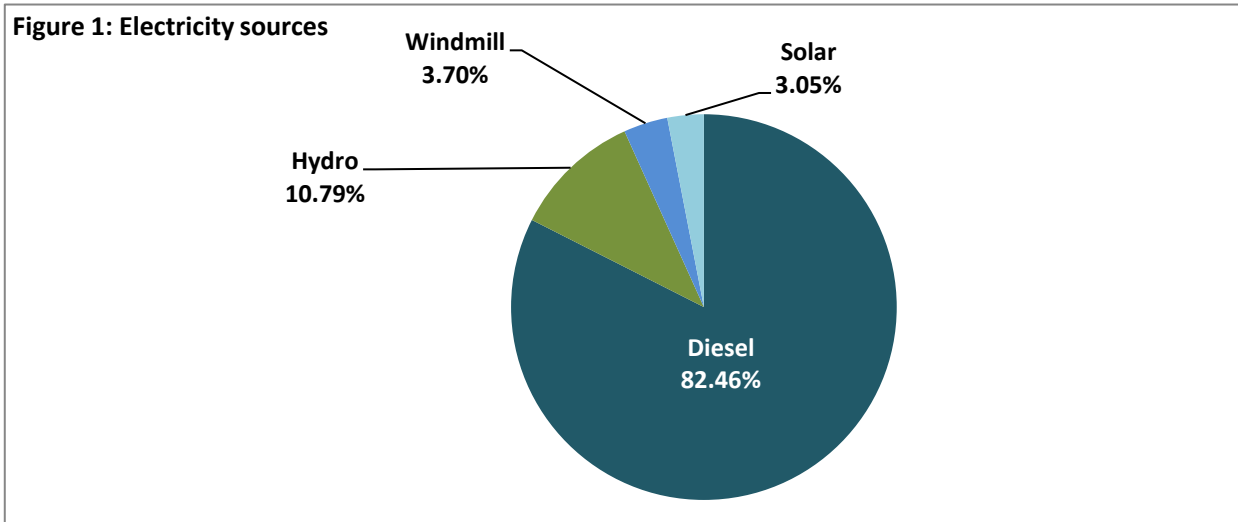
VANUATU MONTHLY ENERGY MARKET SNAPSHOT OF SEPTEMBER 2024

Overview of the Month

This report issued by the Utilities Regulatory Authority (the Authority) provides an electricity market update in Vanuatu for the month of September 2024 for electricity utilities that are regulated by the Authority. During the month, renewable energy contribution from wind energy and hydro production had decreased further compared to the previous month. However, solar power production had slightly increased from previous month. The total power sold and produced during the month has steadily increased.

Electricity Source

Figure 1 below presents the overall market share of the different types of energy generation sources used by regulated utilities in Vanuatu during the reporting month. The main energy source was diesel combustion that contributed 82.46 % of the total electricity produced during the month, followed by hydro power stations on Santo (Sarakata) and Maewo (Talise) with an aggregate total of 10.79%, windmills on Efate of 3.70% and the solar panels on Efate, Luganville (Santo), Lakatoro (Malekula) and Lenakel (Tanna) with an aggregate total share of 3.05%.



Electricity Generation by Area

The top part of Table 1 below shows the total energy production from all available energy sources and the total quantity of diesel used to generate electricity in each service area during the month. The bottom part of the table reveals the respective contributions in % from the available energy generation sources in each service area¹.

Table 1: Generation Mix by Electricity Grid

Sep-24	Efate	Luganville, Santo	Malekula- Lakatoro*	Tanna*	Ambae	Vanua Lava	Maewo	Lorlow & Wintua, Malekula	Port Olry, Santo
Total kWh Produced	4,949,815	1,100,181	98,789	129,891	19,355	8,151	6,074	4,367	2,487
Litres of diesel used	1,114,000	119,881	-	39,320	4,735	2,771	-	-	996
Diesel %	91.5%	37.8%	100.0%	100.0%	100.0%	100.0%	0.0%	0.0%	100.0%
Copra oil %	0.0%	0.0%	0.0%	0.0%	0.0%	0.0%	0.0%	0.0%	0.0%
Hydro %	0.0%	62.0%	0.0%	0.0%	0.0%	0.0%	100.0%	0.0%	0.0%
Wind %	4.7%	0.0%	0.0%	0.0%	0.0%	0.0%	0.0%	0.0%	0.0%
Solar %	3.8%	0.2%	0.0%	0.0%	0.0%	0.0%	0.0%	100.0%	0.0%

*The Malekula (Lakatoro) Hydro contribution is nil as the hydro plant was not operating. This was confirmed by the Authority after a site visitation. The Malekula- Lakatoro, there was no record of the litres of diesel used.

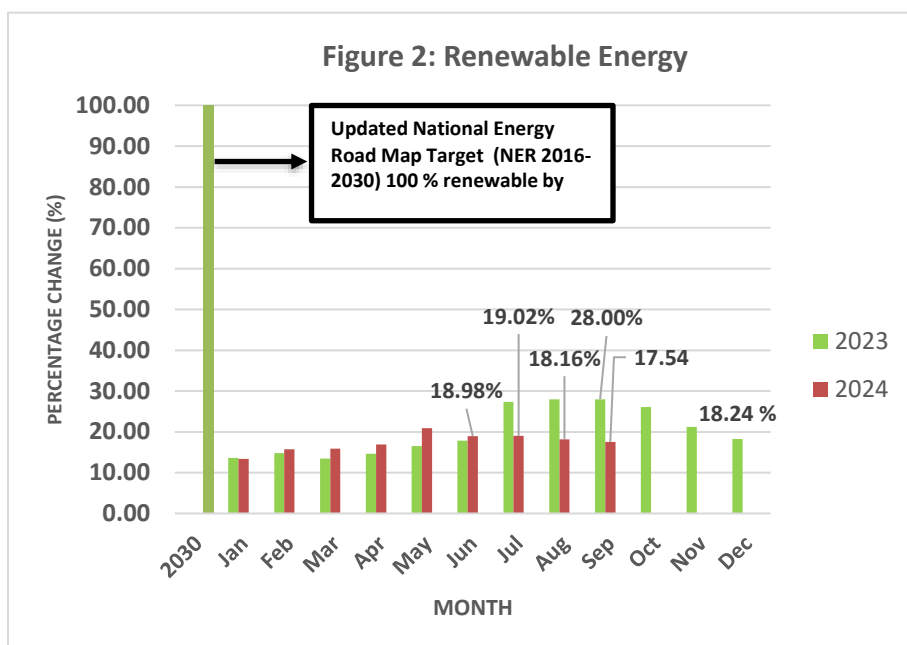
¹ The Wintua and Lorlow (operated by the Winuta/ Lorlow Electrical Cooperative) data was also projected based on 2022 data. The Authority is working closely with the operator to provide updated monthly data going forward.

Renewable Energy Generation

Figure 2 on the right presents the portion of electricity generated from renewable energy (RE) sources² during the month in Vanuatu. The 2023 renewable energy contributions can be compared with the year-to-date (YTD) renewable proportions for 2024.

The graph shows a slight decrease in RE contribution this month due to the decrease in hydro and solar production. RE in September 2024 is however lower than in September 2023.

Figure 2 also provides an overview on the status of 'Vanuatu's renewable electricity generation' in concession and mini-grid areas in comparison to the NERM's³ target.



Number of customers

Table 2 outlines number of customers in different electricity network in Vanuatu (See notes for more information).

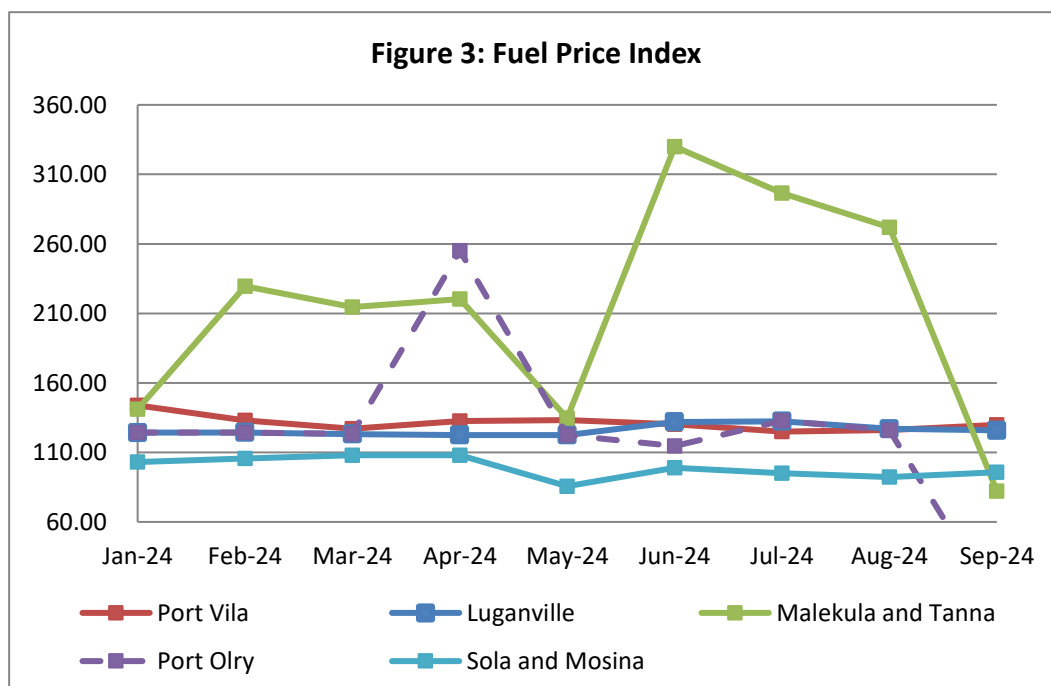
Table 2: Customer numbers per electricity network area

Jul-24									
Electricity Network	Port Vila	Luganville	Tanna	Malekula	Port Olry	Talise (Maewo)	Ambae	Vanua Lava	Wintua-Lorlow
Total active customers	17,302	3,830	1,157	985	316	204	119	114	121
Aug-24									
Electricity Network	Port Vila	Luganville	Tanna	Malekula	Port Olry	Talise (Maewo)	Ambae	Vanua Lava	Wintua-Lorlow
Total active customers	17,354	3,838	1,201	1,022	320	204	127	119	121
Sep-24									
Electricity Network	Port Vila	Luganville	Tanna	Malekula	Port Olry	Talise (Maewo)	Ambae	Vanua Lava	Wintua-Lorlow
Total active customers	17,416	3,841	1,310	1,034	321	198	128	122	121

Fuel cost index

Figure 3, on the right presents the movement in fuel price index. It shows the price per liter of diesel and the evolution or movement of fuel price in 2024. The index point is updated to start 100 points in January 2020 to cater for electricity service areas that their operational data becomes available thereafter.

Fuel price for Port Vila (Efate), Luganville (Santo), shows a steady trend from June to September 2024. However, the average fuel index for Malekula and Tanna along with Port Olry has dramatically fallen.



² Renewable sources include copra oil, hydro, solar and wind.

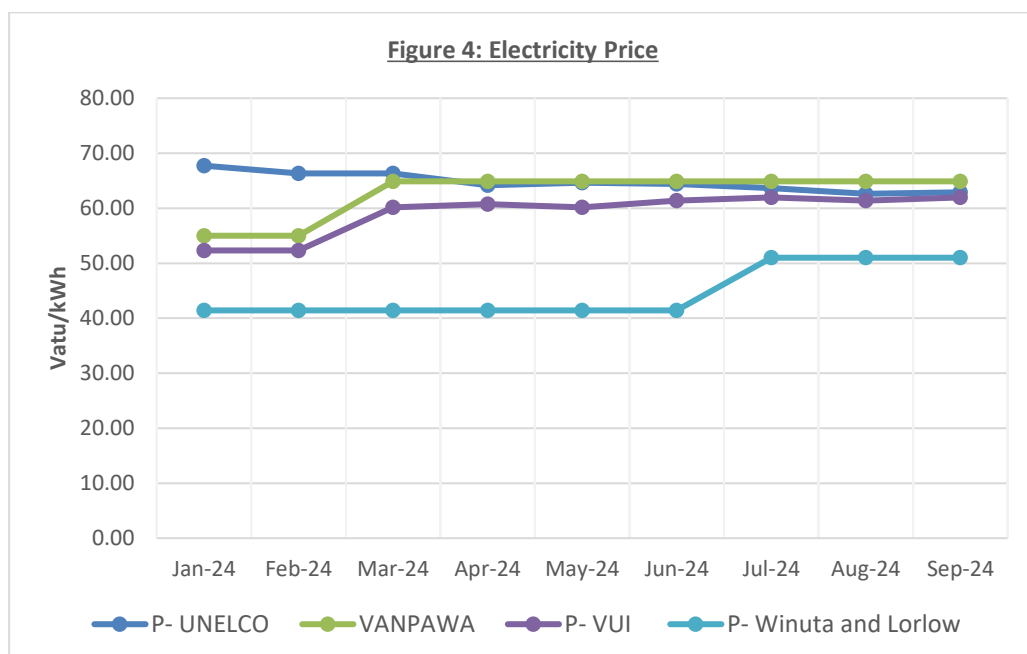
³ Update National Energy Road Map 2016 – 2030. The target by 2030 is 100% generation from renewable energy sources.

Electricity Price

UNELCO⁴ tariff for the month of September 2024 is 62.88 Vatu/kWh.

VUI⁵, VANPAWA⁶ and the Wintua/Lorlow electrical Cooperative's⁷ applicable tariff in Vatu/kWh of the reporting month is 61.97, 64.89 and 51, respectively.

UNELCO and VUI's actual operational parameters for a reporting month are typically utilized to compute electricity tariff for the following month.

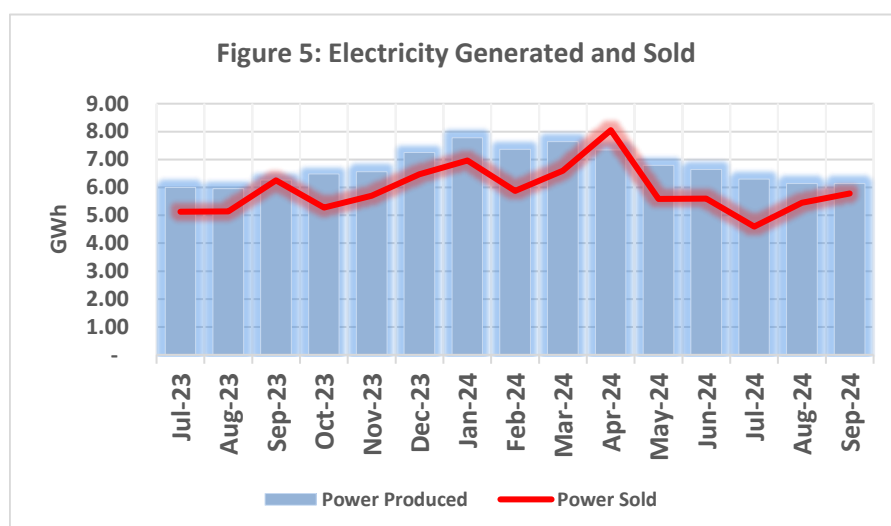


Total Electricity Generated and Sold

Total power produced increased by 0.09% from preceding month; Comparing it with the equivalent month in previous calendar year, the total power generated had decreased by 1.89%.

Total power sold during the month has increased by 6.28% from the previous month. Comparing it with the same month in 2023 total power sold decreased by 7.47%.

Changes in power produced and sold are entirely dependent on electricity consumption and power losses during the reporting month.



The data utilized in creating this monthly energy snapshot does not include electricity production outside of a concession agreement or MOU.



About the Utilities Regulatory Authority (URA)

The URA is the independent economic regulator for water and electricity services in Vanuatu, established by the URA Act no. 11 of 2007 with amendments.

As part of its functions, the Commission is monitoring the provision of electricity and water by utility companies and public services, promoting access and the long-term interest of the customers.

Please call us if you have any question on (678) 23335 or visit our office at the Office of the Utilities Regulatory Authority, VNP Compound, Corner Pierre Lamy & Andre Ballande Street, Port Vila, Vanuatu.

The URA welcomes suggestions and feedback from readers of this monthly energy snapshot report. Any readers desiring to seek clarification of this report are encouraged to contact the URA.

⁴ Union Electrique du Vanuatu, <<UNELCO Engie>>, supplies electricity in Port Vila

⁵ Vanuatu Utilities & Infrastructure Limited supplies electricity in Luganville and Port Olry (Santo), Sola & Mosina (Vanua Lava), Saratamata, Lolowai & Longana (Ambae) and Talise (Maewo).

⁶ VANPAWA Limited is a newly established electricity operator that supplies electricity in the Tanna and Malekula concessions since May 2023.

⁷ Wintua/Lorlow cooperative is operating the newly established Solar grid at Wintua and Lorlow in Malekula. For more information visit the Department of Energy's website (www.doe.gov.vu)